



GERING VOLUNTEER FIRE DEPARTMENT

2022 Annual Report



GERING VOLUNTEER FIRE DEPARTMENT

2022 Annual Report

The Gering Volunteer Fire Department is committed to protecting the people and property of our community from hazards and emergencies through education, risk reduction and emergency response. The fire department has a diverse group of firefighters that actively engage our community.

2022 brought the busiest year the department has seen. Between many extended trainings, large fire response and back-to-school fire prevention, we logged over 21,000 man hours. The department assisted many mutual aid and cooperated with other fire departments calling for assistance.

The fire department seen an 18% increase in calls; the largest jump in a single year in the past decade. Drought conditions, increased medical response, and requests from neighboring departments added to our busy year.

4 members obtained their EMT license after a 9 month national course. Many members spent weekends obtaining Firefighter 2, Pump Operation Certification and many others. Members also attended fire school, a week long fire calculation course, dive certification and technical rescue. Firefighters had a total of 3,814 man-hours of training.

The State of Nebraska requested Gering FD to assist on 3 large fires through the state. Several of our members are requested to serve in Incident Management Roles and supported a 4 day assignment in Cambridge Nebraska. Several firefighters spent 9 days on the fire line battling drought conditions.

Gering FD supported community events throughout the year. Firefighters assisted with Old West Balloon Fest, Oregon Trail Days and many other special events that makes our community a great place to live.

Miranda Wiebers received the Fire Department's "LeRoy Elliott" Firefighter of the Year. Darrell Vance is Gering's voice as President of the NSVFA, a state association that assists fire departments across the state.

Through the support of council, we placed 4 new pieces of equipment into service. Extrication tools, PPE cleaning tools and ventilation fans allow us to better serve our community while keep our firefighters safe.



On behalf of the Fire Department, I would like to thank Mayor Ewing and the council for their continued support and cooperation given to us throughout the year.

Nathan Flowers
Fire Chief

GERING VOLUNTEER FIRE DEPARTMENT - 2022

ANNUAL REPORT OF FIRE & RESCUE CALLS

<u>Total Calls</u>	<u>2022-963</u>	<u>2021-796</u>	<u>2020-794</u>
City Fires	25	13	31
Rural Fires	33	14	23
City Rescues	590	512	486
Rural Rescues	48	78	34
Motor Vehicle Accidents	48	48	49
False Alarms	36	37	32
Aid (Given) (10)	56	40	38
Aid (Received) (4)	9	9	19
Service Calls	41	36	27
Misc. Calls	104	74	82

Estimated Losses From Fire:

	<u>2022</u>	<u>2021</u>	<u>2020</u>
City Property	\$77,000	\$ 391,200	\$ 363,250
Rural Property	\$411,145	\$22,000	\$255,200

Estimated Value of Property Involved in Fire:

	<u>2022</u>	<u>2021</u>	<u>2020</u>
City Property	\$304,943	\$1,468,892	\$8,657,342
Rural Property	\$3,025,289	\$ 2,166,215	\$ 1,102,600

Average Number of Personnel Responding to Calls:

Fires – 13 Rescue-9

Estimated number of man hours spent on all calls – 12,371

Man Hours other than Calls:

3,814 Training
1,329 Regular, State & Regional, Meetings
1,287 Public Education/Relations
129 Miscellaneous/Maintenance by members
2,400 City Fire Marshal

Estimated total man hours spent on all Fire Department activities is – 21,330

STATE & NATIONAL:

Miranda Wiebers received the Gering Fire Department's 2022 "LeRoy Elliott" Firefighter Of the year award.

Darrell Vance was elected to the prestigious position of President of the Nebraska State Volunteer Firefighters Association and serves on many state committees.

Nathan Flowers was elected to President of the Scotts Bluff Mutual Aid Association.

Jim Lawson was elected Secretary-Treasurer Scotts Bluff County Mutual Aid.

Nathan Flowers serves as one of three Incident Commanders for the Nebraska State Type 3 Incident Management Team.

Highlights for the year: Gering FD sent 4 members through EMT course and each one obtained their National Registry Emergency Medical Technician License.

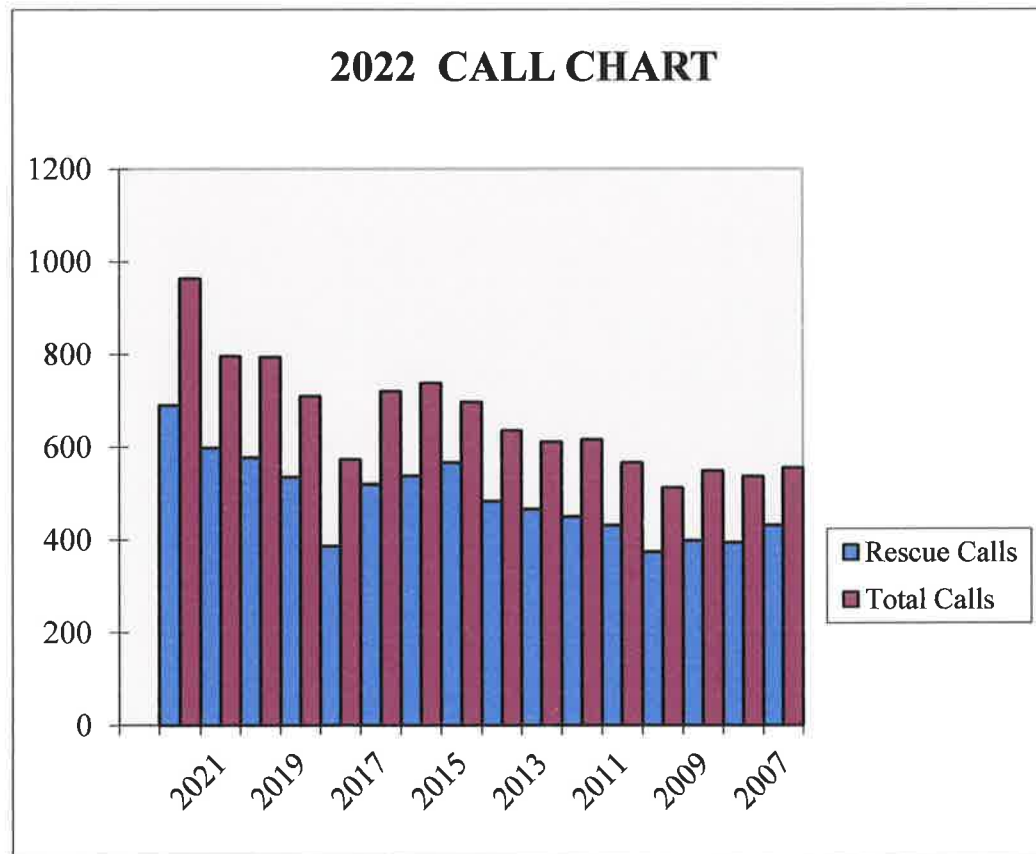
Gering FD spent 13 total days assisting or responding to 4 large wildfires in our state. Those fires burned enough acres to make 2021 the 2nd largest wildfire season on record.

This is the 21st year of the Mutual Finance Assistance Fund from of the State of Nebraska. The city received \$45,421 and the Rural received \$ 22,264 in 2022. The fire department was awarded two other small grant opportunities.

On behalf of the Fire Department, we would like to thank Mayor Kent Ewing and the City Council members for their continued support and cooperation given to us throughout the year.

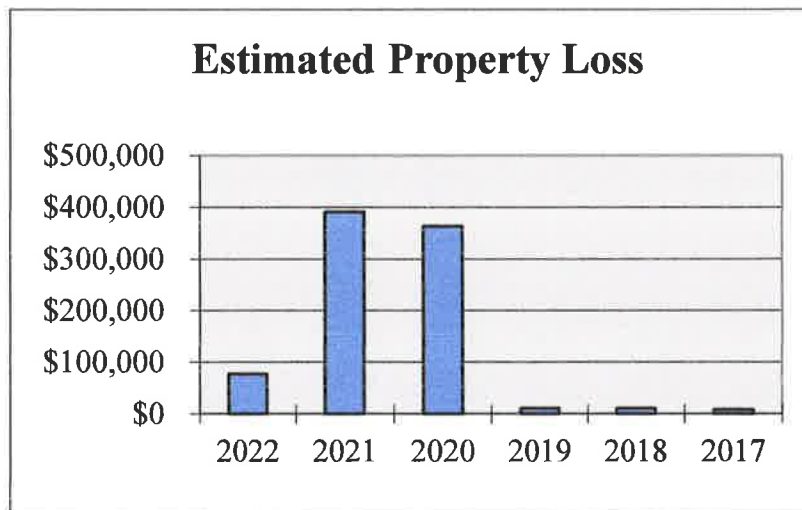
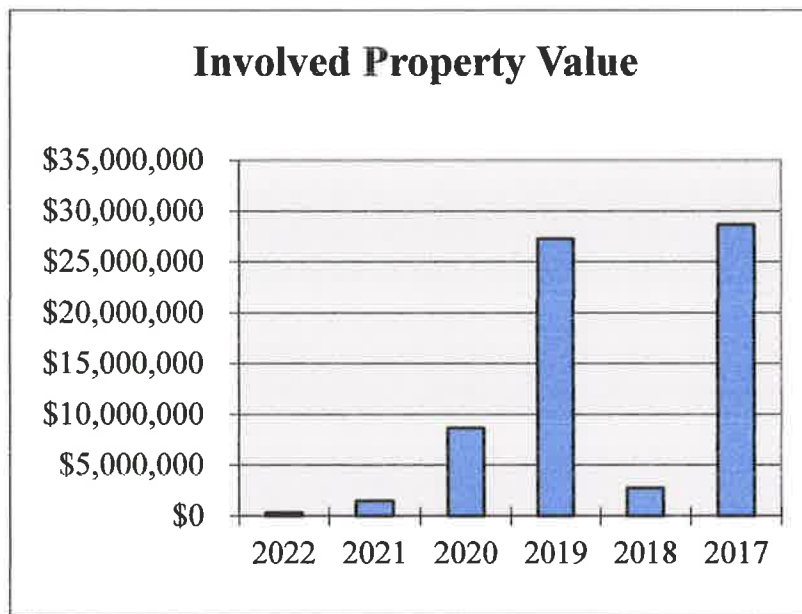
2022 Gering Volunteer Fire Department

Year	Rescue Calls	Total Calls
2022	690	963
2021	598	796
2020	577	794
2019	535	709
2018	386	573
2017	519	720
2016	538	738
2015	566	697
2014	483	635
2013	466	611
2012	450	616
2011	431	566
2010	374	512
2009	398	548
2008	394	536
2007	431	555



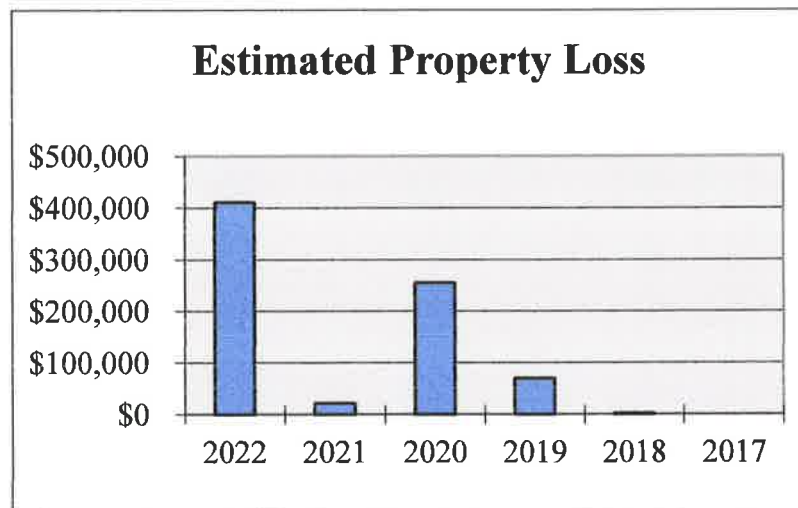
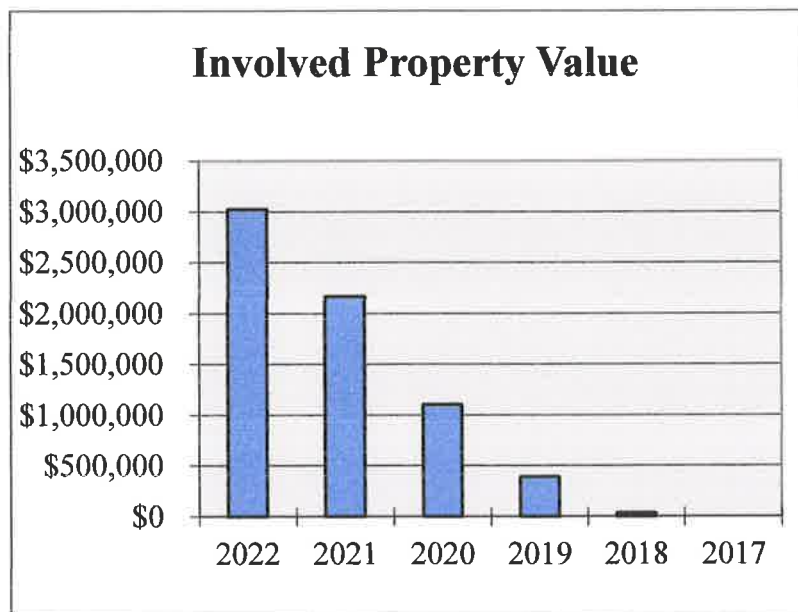
**Gering Volunteer Fire Department
2022 City Property Involved & Loss Comparison**

	Involved Property Value	Est. Property Loss
2022	\$304,943	\$77,000
2021	\$1,468,292	\$391,200
2020	\$8,675,342	\$363,250
2019	\$27,280,000	\$10,700
2018	\$2,728,000	\$10,700
2017	\$28,648,596	\$7,850



**Gering Volunteer Fire Department
2022 Rural Property Involved & Loss Comparison**

	Involved Property Value	Est. Property Loss
2022	\$3,025,289	\$411,145
2021	\$2,166,215	\$22,000
2020	\$1,102,600	\$255,200
2019	\$394,175	\$69,800
2018	\$33,500	\$2,100
2017	\$0	\$0



2022 WILDFIRES

Drought conditions continued and made for a busy year. The Carter Canyon Fire was the largest fire within the Wildcat Hills in history.

Over 15,000 acres burned and destroyed 2 residences and several outbuildings. The fire burned for a total of 8 days.

A month later Gering firefighters spent several days and nights assisting Banner County on a large fire.

37,432 acres have burned in the Wildcat Hills in the past 3 years. This is larger than the size of Gering and Scottsbluff combined.

YEARLY INCIDENT STATISTICS

2022 seen 963 calls for service, which is an 18% increase from last year. 71% of call volume accounted for medical, vehicle accidents and rescues. We seen an increase in fire calls due to drought conditions and request for mutual aid. Firefighters spent 8 total days on the Carter Canyon Fire which burned over 15,000 acres and destroyed 2 homes.

22%, or 212 calls overlapped. Multiple apparatus responded during the same time period to manage multiple incidents. This was an increase of 3% from the previous year. We assisted our mutual aid partners 56 times and received assistance 9 times.

Our average response for all types of calls within the city limits was just over 6 minutes. Average turn out time (dispatched to enroute) for all types of calls within the city limits was 3 minutes 7 seconds.

We spent an average of 159 minutes on scene of all emergencies, largely in part to several prolonged events. EMS calls tend to see an average of 25 minutes on scene.

Our busiest day of the week is a Wednesday. Our busiest hour was between 1:00 pm and 2:00 pm on Saturday. May was our busiest month with 108 calls. This was the first time we seen over 100 calls for service in a calendar month. April also seen 102 calls.



Gerina Fire Department



Incident Statistics

Zone(s): All Zones | Start Date: 01/01/2022 | End Date: 12/31/2022

INCIDENT COUNT			
INCIDENT TYPE		# INCIDENTS	
EMS		690	
FIRE		273	
TOTAL		963	
TOTAL TRANSPORTS (N2 and N3)			
APPARATUS	# of APPARATUS	# of PATIENT TRANSPORTS	TOTAL # of PATIENT
GE30	0	0	39
GE62	0	0	2
GE99	0	0	597
TOTAL	0	0	638
PRE-INCIDENT VALUE		LOSSES	
\$3,330,332.00		\$488,145.00	
CO CHECKS			
424 - Carbon monoxide incident		2	
736 - CO detector activation due to malfunction		1	
746 - Carbon monoxide detector activation, no CO		2	
TOTAL		5	
MUTUAL AID			
Aid Type		Total	
Aid Given		56	
Aid Received		9	
OVERLAPPING CALLS			
# OVERLAPPING		% OVERLAPPING	
212		22.01	
LIGHTS AND SIREN - AVERAGE RESPONSE TIME (Dispatch to Arrival)			
Station	EMS	FIRE	
Station 1	0:05:56	0:11:06	
AVERAGE FOR ALL CALLS		0:06:26	
LIGHTS AND SIREN - AVERAGE TURNOUT TIME (Dispatch to Enroute)			
Station	EMS	FIRE	
Station 1	0:03:09	0:04:07	
AVERAGE FOR ALL CALLS		0:03:13	
AGENCY		AVERAGE TIME ON SCENE (MM:SS)	
Gering Fire Department		159:20	

Only Reviewed Incidents included. EMS for Incident counts includes only 300 to 399 Incident Types. All other incident types are counted as FIRE. CO Checks only includes Incident Types: 424, 736 and 734. # Apparatus Transports = # of incide

Gering Fire Department

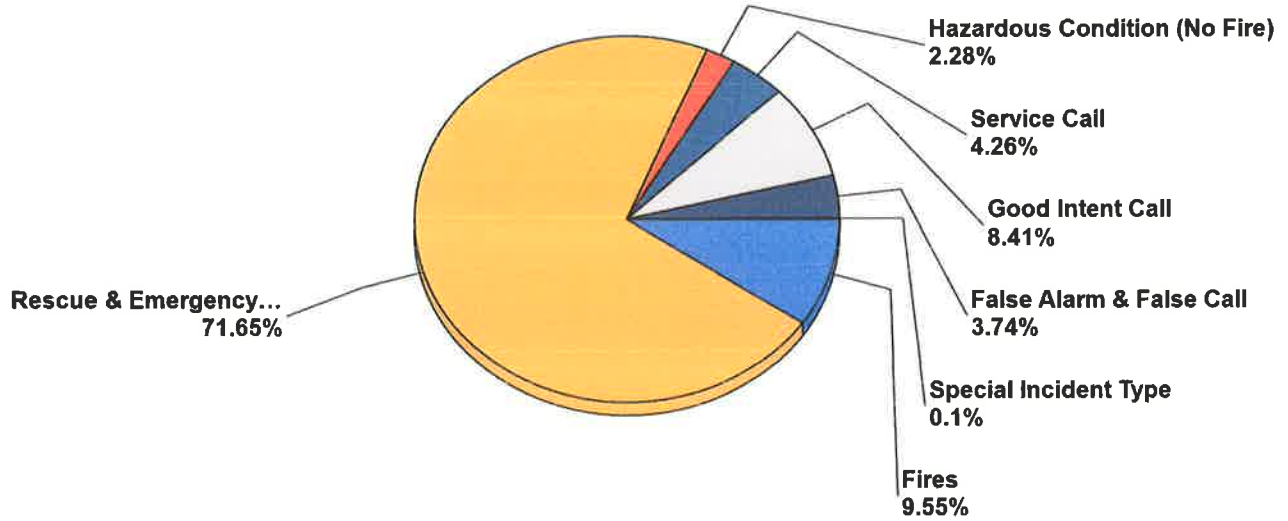
Gering, NE

This report was generated on 2/2/2023 7:27:37 AM



Breakdown by Major Incident Types for Date Range

Zone(s): All Zones | Start Date: 01/01/2022 | End Date: 12/31/2022



MAJOR INCIDENT TYPE	# INCIDENTS	% of TOTAL
Fires	92	9.55%
Rescue & Emergency Medical Service	690	71.65%
Hazardous Condition (No Fire)	22	2.28%
Service Call	41	4.26%
Good Intent Call	81	8.41%
False Alarm & False Call	36	3.74%
Special Incident Type	1	0.1%
TOTAL	963	100%

Only REVIEWED and/or LOCKED IMPORTED incidents are included. Summary results for a major incident type are not displayed if the count is zero.



emergencyreporting.com

Doc Id: 553

Page # 1 of 3

Detailed Breakdown by Incident Type

INCIDENT TYPE	# INCIDENTS	% of TOTAL
111 - Building fire	24	2.49%
113 - Cooking fire, confined to container	5	0.52%
114 - Chimney or flue fire, confined to chimney or flue	2	0.21%
118 - Trash or rubbish fire, contained	1	0.1%
131 - Passenger vehicle fire	2	0.21%
132 - Road freight or transport vehicle fire	1	0.1%
140 - Natural vegetation fire, other	11	1.14%
141 - Forest, woods or wildland fire	4	0.42%
142 - Brush or brush-and-grass mixture fire	2	0.21%
143 - Grass fire	29	3.01%
150 - Outside rubbish fire, other	1	0.1%
151 - Outside rubbish, trash or waste fire	2	0.21%
154 - Dumpster or other outside trash receptacle fire	6	0.62%
160 - Special outside fire, other	2	0.21%
311 - Medical assist, assist EMS crew	12	1.25%
321 - EMS call, excluding vehicle accident with injury	629	65.32%
322 - Motor vehicle accident with injuries	29	3.01%
323 - Motor vehicle/pedestrian accident (MV Ped)	3	0.31%
324 - Motor vehicle accident with no injuries.	15	1.56%
350 - Extrication, rescue, other	1	0.1%
353 - Removal of victim(s) from stalled elevator	1	0.1%
411 - Gasoline or other flammable liquid spill	1	0.1%
412 - Gas leak (natural gas or LPG)	7	0.73%
422 - Chemical spill or leak	1	0.1%
424 - Carbon monoxide incident	2	0.21%
440 - Electrical wiring/equipment problem, other	2	0.21%
442 - Overheated motor	2	0.21%
445 - Arcing, shorted electrical equipment	2	0.21%
463 - Vehicle accident, general cleanup	5	0.52%
500 - Service Call, other	2	0.21%
510 - Person in distress, other	14	1.45%
520 - Water problem, other	1	0.1%
550 - Public service assistance, other	2	0.21%
551 - Assist police or other governmental agency	8	0.83%
553 - Public service	2	0.21%
561 - Unauthorized burning	11	1.14%
571 - Cover assignment, standby, moveup	1	0.1%
600 - Good intent call, other	8	0.83%
611 - Dispatched & cancelled en route	45	4.67%
622 - No incident found on arrival at dispatch address	2	0.21%
631 - Authorized controlled burning	11	1.14%
651 - Smoke scare, odor of smoke	11	1.14%
652 - Steam, vapor, fog or dust thought to be smoke	2	0.21%
653 - Smoke from barbecue, tar kettle	1	0.1%
671 - HazMat release investigation w/no HazMat	1	0.1%
731 - Sprinkler activation due to malfunction	1	0.1%
733 - Smoke detector activation due to malfunction	2	0.21%
735 - Alarm system sounded due to malfunction	13	1.35%
736 - CO detector activation due to malfunction	1	0.1%
741 - Sprinkler activation, no fire - unintentional	2	0.21%
742 - Extinguishing system activation	1	0.1%
743 - Smoke detector activation, no fire - unintentional	10	1.04%
744 - Detector activation, no fire - unintentional	1	0.1%
745 - Alarm system activation, no fire - unintentional	3	0.31%
746 - Carbon monoxide detector activation, no CO	2	0.21%

Only REVIEWED and/or LOCKED IMPORTED incidents are included. Summary results for a major incident type are not displayed if the count is zero.



Detailed Breakdown by Incident Type

INCIDENT TYPE	# INCIDENTS	% of TOTAL
911 - Citizen complaint	1	0.1%
TOTAL INCIDENTS:	963	100%

Only REVIEWED and/or LOCKED IMPORTED incidents are included. Summary results for a major incident type are not displayed if the count is zero.



Gering Fire Department

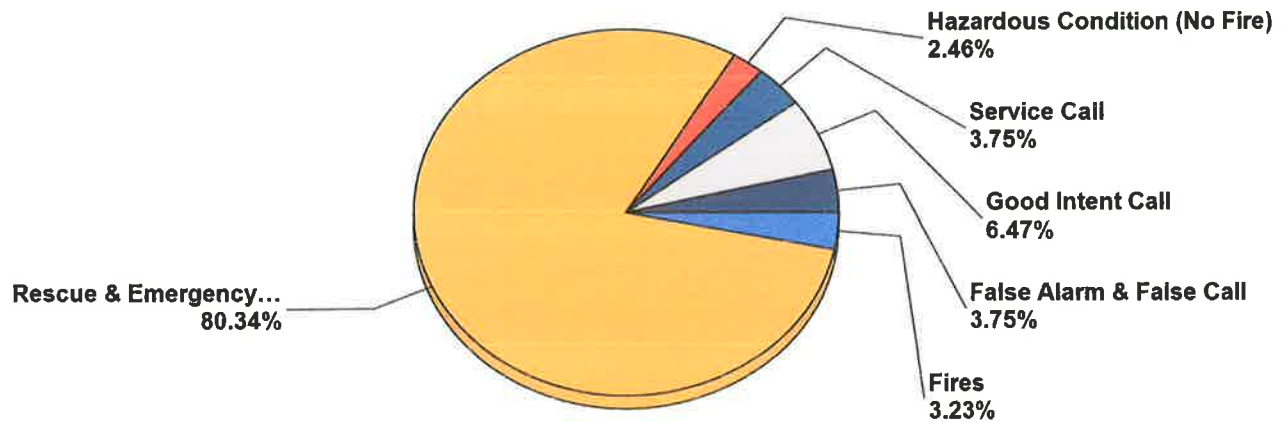
Gering, NE

This report was generated on 2/2/2023 7:28:05 AM



Breakdown by Major Incident Types for Date Range

Zone(s): City Limits - City Limits | Start Date: 01/01/2022 | End Date: 12/31/2022



MAJOR INCIDENT TYPE	# INCIDENTS	% of TOTAL
Fires	25	3.23%
Rescue & Emergency Medical Service	621	80.34%
Hazardous Condition (No Fire)	19	2.46%
Service Call	29	3.75%
Good Intent Call	50	6.47%
False Alarm & False Call	29	3.75%
TOTAL	773	100%

Only REVIEWED and/or LOCKED IMPORTED incidents are included. Summary results for a major incident type are not displayed if the count is zero.



emergencyreporting.com

Doc Id: 553

Page # 1 of 2

Detailed Breakdown by Incident Type

INCIDENT TYPE	# INCIDENTS	% of TOTAL
111 - Building fire	6	0.78%
113 - Cooking fire, confined to container	5	0.65%
114 - Chimney or flue fire, confined to chimney or flue	1	0.13%
132 - Road freight or transport vehicle fire	1	0.13%
140 - Natural vegetation fire, other	2	0.26%
143 - Grass fire	2	0.26%
150 - Outside rubbish fire, other	1	0.13%
151 - Outside rubbish, trash or waste fire	1	0.13%
154 - Dumpster or other outside trash receptacle fire	5	0.65%
160 - Special outside fire, other	1	0.13%
311 - Medical assist, assist EMS crew	11	1.42%
321 - EMS call, excluding vehicle accident with injury	578	74.77%
322 - Motor vehicle accident with injuries	15	1.94%
323 - Motor vehicle/pedestrian accident (MV Ped)	3	0.39%
324 - Motor vehicle accident with no injuries.	12	1.55%
350 - Extrication, rescue, other	1	0.13%
353 - Removal of victim(s) from stalled elevator	1	0.13%
411 - Gasoline or other flammable liquid spill	1	0.13%
412 - Gas leak (natural gas or LPG)	6	0.78%
422 - Chemical spill or leak	1	0.13%
424 - Carbon monoxide incident	2	0.26%
440 - Electrical wiring/equipment problem, other	1	0.13%
442 - Overheated motor	2	0.26%
445 - Arcing, shorted electrical equipment	2	0.26%
463 - Vehicle accident, general cleanup	4	0.52%
510 - Person in distress, other	13	1.68%
550 - Public service assistance, other	2	0.26%
551 - Assist police or other governmental agency	7	0.91%
553 - Public service	2	0.26%
561 - Unauthorized burning	5	0.65%
600 - Good intent call, other	8	1.03%
611 - Dispatched & cancelled en route	30	3.88%
622 - No incident found on arrival at dispatch address	1	0.13%
631 - Authorized controlled burning	3	0.39%
651 - Smoke scare, odor of smoke	5	0.65%
652 - Steam, vapor, fog or dust thought to be smoke	1	0.13%
653 - Smoke from barbecue, tar kettle	1	0.13%
671 - HazMat release investigation w/no HazMat	1	0.13%
731 - Sprinkler activation due to malfunction	1	0.13%
733 - Smoke detector activation due to malfunction	2	0.26%
735 - Alarm system sounded due to malfunction	11	1.42%
736 - CO detector activation due to malfunction	1	0.13%
742 - Extinguishing system activation	1	0.13%
743 - Smoke detector activation, no fire - unintentional	9	1.16%
744 - Detector activation, no fire - unintentional	1	0.13%
745 - Alarm system activation, no fire - unintentional	2	0.26%
746 - Carbon monoxide detector activation, no CO	1	0.13%
TOTAL INCIDENTS:	773	100%

Only REVIEWED and/or LOCKED IMPORTED incidents are included. Summary results for a major incident type are not displayed if the count is zero.



Gering Fire Department

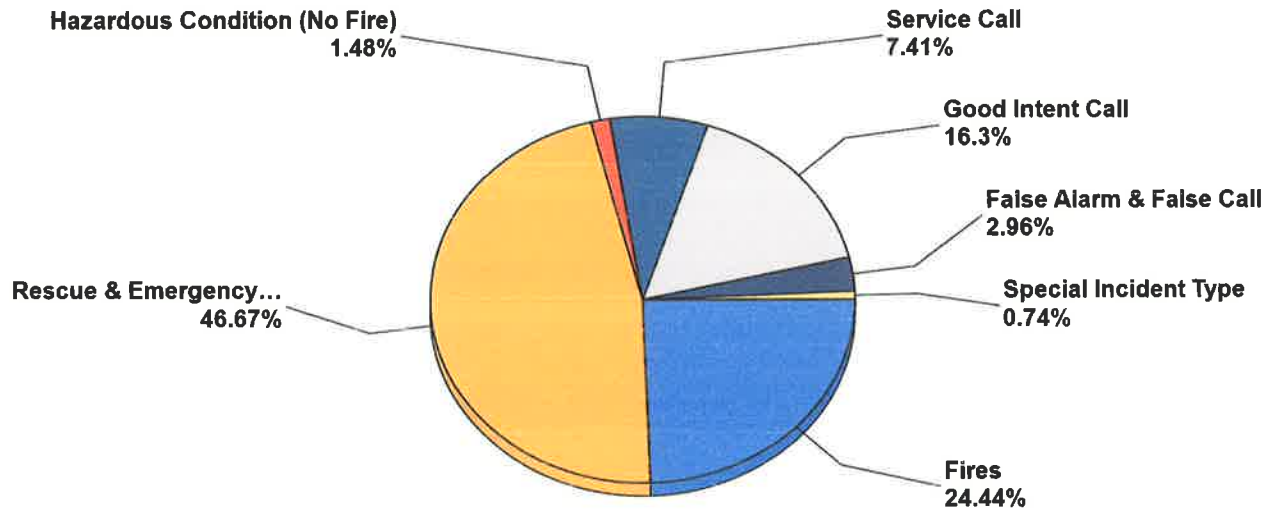
Gering, NE

This report was generated on 2/2/2023 7:29:30 AM



Breakdown by Major Incident Types for Date Range

Zone(s): Rural - Rural District | Start Date: 01/01/2022 | End Date: 12/31/2022



MAJOR INCIDENT TYPE	# INCIDENTS	% of TOTAL
Fires	33	24.44%
Rescue & Emergency Medical Service	63	46.67%
Hazardous Condition (No Fire)	2	1.48%
Service Call	10	7.41%
Good Intent Call	22	16.3%
False Alarm & False Call	4	2.96%
Special Incident Type	1	0.74%
TOTAL	135	100%

Only REVIEWED and/or LOCKED IMPORTED incidents are included. Summary results for a major incident type are not displayed if the count is zero.



emergencyreporting.com

Doc Id: 553

Page # 1 of 2

Detailed Breakdown by Incident Type

INCIDENT TYPE	# INCIDENTS	% of TOTAL
111 - Building fire	2	1.48%
118 - Trash or rubbish fire, contained	1	0.74%
140 - Natural vegetation fire, other	7	5.19%
141 - Forest, woods or wildland fire	1	0.74%
143 - Grass fire	19	14.07%
151 - Outside rubbish, trash or waste fire	1	0.74%
154 - Dumpster or other outside trash receptacle fire	1	0.74%
160 - Special outside fire, other	1	0.74%
311 - Medical assist, assist EMS crew	1	0.74%
321 - EMS call, excluding vehicle accident with injury	47	34.81%
322 - Motor vehicle accident with injuries	12	8.89%
324 - Motor vehicle accident with no injuries.	3	2.22%
412 - Gas leak (natural gas or LPG)	1	0.74%
463 - Vehicle accident, general cleanup	1	0.74%
500 - Service Call, other	2	1.48%
510 - Person in distress, other	1	0.74%
551 - Assist police or other governmental agency	1	0.74%
561 - Unauthorized burning	6	4.44%
611 - Dispatched & cancelled en route	7	5.19%
622 - No incident found on arrival at dispatch address	1	0.74%
631 - Authorized controlled burning	8	5.93%
651 - Smoke scare, odor of smoke	5	3.7%
652 - Steam, vapor, fog or dust thought to be smoke	1	0.74%
735 - Alarm system sounded due to malfunction	1	0.74%
743 - Smoke detector activation, no fire - unintentional	1	0.74%
745 - Alarm system activation, no fire - unintentional	1	0.74%
746 - Carbon monoxide detector activation, no CO	1	0.74%
911 - Citizen complaint	1	0.74%
TOTAL INCIDENTS:	135	100%

Only REVIEWED and/or LOCKED IMPORTED incidents are included. Summary results for a major incident type are not displayed if the count is zero.



Gering Fire Department

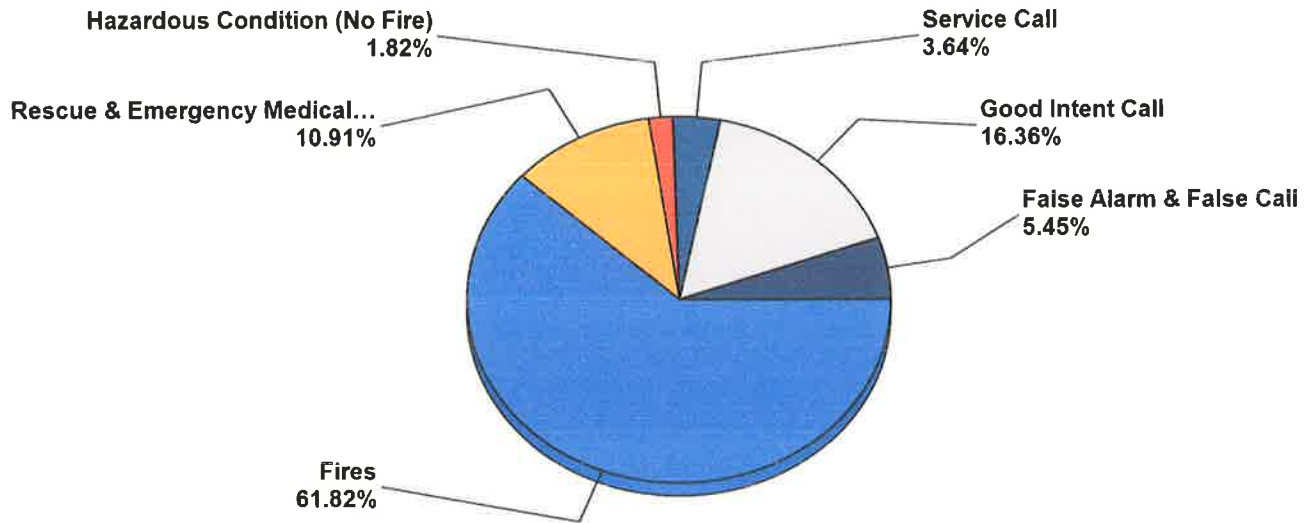
Gering, NE

This report was generated on 2/2/2023 7:29:49 AM



Breakdown by Major Incident Types for Date Range

Zone(s): Mutual Aid - Mutual Aid | Start Date: 01/01/2022 | End Date: 12/31/2022



MAJOR INCIDENT TYPE	# INCIDENTS	% of TOTAL
Fires	34	61.82%
Rescue & Emergency Medical Service	6	10.91%
Hazardous Condition (No Fire)	1	1.82%
Service Call	2	3.64%
Good Intent Call	9	16.36%
False Alarm & False Call	3	5.45%
TOTAL	55	100%

Only REVIEWED and/or LOCKED IMPORTED incidents are included. Summary results for a major incident type are not displayed if the count is zero.



emergencyreporting.com

Doc Id: 553

Page # 1 of 2

Detailed Breakdown by Incident Type

INCIDENT TYPE	# INCIDENTS	% of TOTAL
111 - Building fire	16	29.09%
114 - Chimney or flue fire, confined to chimney or flue	1	1.82%
131 - Passenger vehicle fire	2	3.64%
140 - Natural vegetation fire, other	2	3.64%
141 - Forest, woods or wildland fire	3	5.45%
142 - Brush or brush-and-grass mixture fire	2	3.64%
143 - Grass fire	8	14.55%
321 - EMS call, excluding vehicle accident with injury	4	7.27%
322 - Motor vehicle accident with injuries	2	3.64%
440 - Electrical wiring/equipment problem, other	1	1.82%
520 - Water problem, other	1	1.82%
571 - Cover assignment, standby, moveup	1	1.82%
611 - Dispatched & cancelled en route	8	14.55%
651 - Smoke scare, odor of smoke	1	1.82%
735 - Alarm system sounded due to malfunction	1	1.82%
741 - Sprinkler activation, no fire - unintentional	2	3.64%
TOTAL INCIDENTS:	55	100%

Only REVIEWED and/or LOCKED IMPORTED incidents are included. Summary results for a major incident type are not displayed if the count is zero.



Gering Fire Department

Gering, NE

This report was generated on 2/2/2023 7:30:35 AM



Incident Count by Weekday and Hour for Zone for Shift for Date Range

Personnel: All Personnel | Shift(s): All Shifts | Zone: All Zones | Start Date: 01/01/2022 | End Date: 12/31/2022

Hour	Sun	Mon	Tue	Wed	Thu	Fri	Sat	Hour	Total per Hour	Percent
00:00	4	2	2	4	0	3	3	00:00	18	1.87%
01:00	3	4	1	4	2	0	2	01:00	16	1.66%
02:00	7	3	1	2	0	2	2	02:00	17	1.77%
03:00	3	0	3	3	1	0	1	03:00	11	1.14%
04:00	2	1	1	1	1	1	3	04:00	10	1.04%
05:00	2	4	1	2	3	4	3	05:00	19	1.97%
06:00	1	7	3	5	6	4	5	06:00	31	3.22%
07:00	3	5	7	7	5	7	5	07:00	39	4.05%
08:00	6	6	10	7	7	12	4	08:00	52	5.40%
09:00	4	2	5	7	6	5	7	09:00	36	3.74%
10:00	4	1	8	8	5	9	8	10:00	43	4.47%
11:00	4	10	10	11	9	12	5	11:00	61	6.33%
12:00	9	4	6	11	12	6	7	12:00	55	5.71%
13:00	8	7	4	7	13	10	15	13:00	64	6.65%
14:00	8	10	11	7	10	8	7	14:00	61	6.33%
15:00	10	10	11	5	7	7	3	15:00	53	5.50%
16:00	8	4	6	13	4	9	7	16:00	51	5.30%
17:00	6	10	3	8	6	5	7	17:00	45	4.67%
18:00	10	12	3	9	9	9	8	18:00	60	6.23%
19:00	13	10	7	5	6	4	9	19:00	54	5.61%
20:00	8	8	3	11	8	6	14	20:00	58	6.02%
21:00	6	12	1	3	4	5	9	21:00	40	4.15%
22:00	4	9	4	5	7	3	10	22:00	42	4.36%
23:00	2	3	5	1	6	7	3	23:00	27	2.80%
Total Responses for Day	135	144	116	146	137	138	147	Total	963	100.00%
% of Responses for Day	9.63%	8.33%	9.48%	8.90%	9.49%	8.70%	10.20%			
% of Responses for Week	14.02%	14.95%	12.05%	15.16%	14.23%	14.33%	15.26%			

Incident Count by Weekday and Hour for Zone, for Shift and Date Range. Zone information is defined on the Basic Info 3 screen of an incident. Only REVIEWED incidents included. Maximum call volumes for each day are shown with a RED background, and maximum call volumes for each hour are shown with a BLUE background. "% of Responses for Day" Indicates the maximum hourly call volume as percentage of total calls for the day of the week. "% of Responses for Week" Indicates the total number of calls for the day of the week as a percentage of total calls.



Gering Fire Department

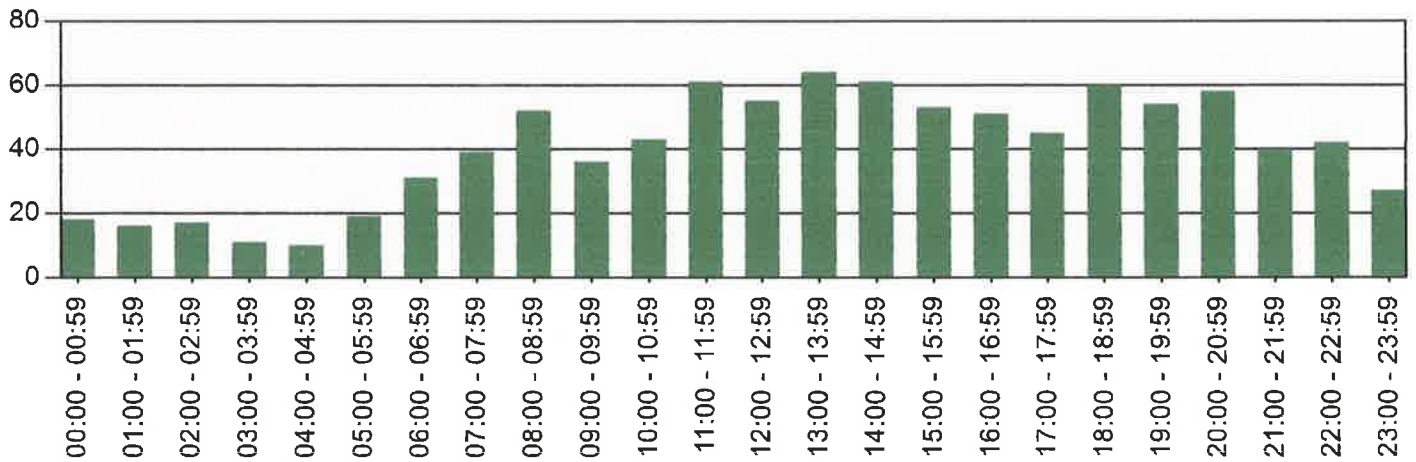
Gering, NE

This report was generated on 2/2/2023 7:31:24 AM



Incidents per Hour for Incident Type Range for Date Range

Start Incident Type: 100 | End Incident Type: 911 | Start Date: 01/01/2022 | End Date: 12/31/2022



HOUR	# of CALLS
00:00 - 00:59	18
01:00 - 01:59	16
02:00 - 02:59	17
03:00 - 03:59	11
04:00 - 04:59	10
05:00 - 05:59	19
06:00 - 06:59	31
07:00 - 07:59	39
08:00 - 08:59	52
09:00 - 09:59	36
10:00 - 10:59	43
11:00 - 11:59	61
12:00 - 12:59	55
13:00 - 13:59	64
14:00 - 14:59	61
15:00 - 15:59	53
16:00 - 16:59	51
17:00 - 17:59	45
18:00 - 18:59	60
19:00 - 19:59	54
20:00 - 20:59	58
21:00 - 21:59	40
22:00 - 22:59	42
23:00 - 23:59	27
TOTAL:	963

Only REVIEWED incidents included.



emergencyreporting.com

Doc Id: 898

Page # 1 of 1

Gering Fire Department

Gering, NE

This report was generated on 2/2/2023 7:31:57 AM



Average Number of Responding Personnel per Incident Type for Date Range

StartDate: 01/01/2022 | EndDate: 12/31/2022

INCIDENT TYPE	AVG. # PERSONNEL
111 - Building fire	13
113 - Cooking fire, confined to container	7
114 - Chimney or flue fire, confined to chimney or flue	18
118 - Trash or rubbish fire, contained	12
131 - Passenger vehicle fire	13
132 - Road freight or transport vehicle fire	17
140 - Natural vegetation fire, other	12
141 - Forest, woods or wildland fire	22
142 - Brush or brush-and-grass mixture fire	4
143 - Grass fire	14
150 - Outside rubbish fire, other	10
151 - Outside rubbish, trash or waste fire	5
154 - Dumpster or other outside trash receptacle fire	12
160 - Special outside fire, other	13
311 - Medical assist, assist EMS crew	5
321 - EMS call, excluding vehicle accident with injury	8
322 - Motor vehicle accident with injuries	12
323 - Motor vehicle/pedestrian accident (MV Ped)	11
324 - Motor vehicle accident with no injuries.	9
350 - Extrication, rescue, other	6
353 - Removal of victim(s) from stalled elevator	11
411 - Gasoline or other flammable liquid spill	1
412 - Gas leak (natural gas or LPG)	8
422 - Chemical spill or leak	3
424 - Carbon monoxide incident	7
440 - Electrical wiring/equipment problem, other	14
442 - Overheated motor	12
445 - Arcing, shorted electrical equipment	14
463 - Vehicle accident, general cleanup	9
500 - Service Call, other	1
510 - Person in distress, other	8
520 - Water problem, other	9
550 - Public service assistance, other	1
551 - Assist police or other governmental agency	3
553 - Public service	7
561 - Unauthorized burning	4
571 - Cover assignment, standby, moveup	13
600 - Good intent call, other	2

Reviewed Incidents only.



INCIDENT TYPE	AVG. # PERSONNEL
611 - Dispatched & cancelled en route	9
622 - No incident found on arrival at dispatch address	13
631 - Authorized controlled burning	6
651 - Smoke scare, odor of smoke	6
652 - Steam, vapor, fog or dust thought to be smoke	9
653 - Smoke from barbecue, tar kettle	13
671 - HazMat release investigation w/no HazMat	1
731 - Sprinkler activation due to malfunction	11
733 - Smoke detector activation due to malfunction	9
735 - Alarm system sounded due to malfunction	5
736 - CO detector activation due to malfunction	1
741 - Sprinkler activation, no fire - unintentional	15
742 - Extinguishing system activation	5
743 - Smoke detector activation, no fire - unintentional	8
744 - Detector activation, no fire - unintentional	7
745 - Alarm system activation, no fire - unintentional	8
746 - Carbon monoxide detector activation, no CO	14
911 - Citizen complaint	2

Reviewed Incidents only.



Gering Fire Department

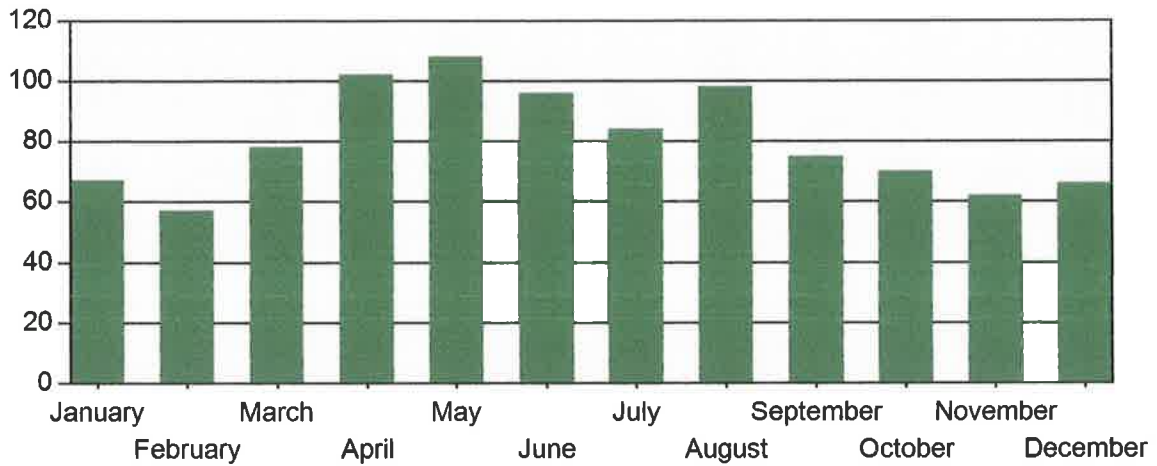
Gering, NE

This report was generated on 2/2/2023 7:32:40 AM



Incidents by Month for Month Range

Start Month: January | End Month: December | Year: 2022



MONTH	INCIDENTS
January	67
February	57
March	78
April	102
May	108
June	96
July	84
August	98
September	75
October	70
November	62
December	66

Only REVIEWED incidents included



emergencyreporting.com

Doc Id: 10

Page # 1 of 1

Gering Fire Department

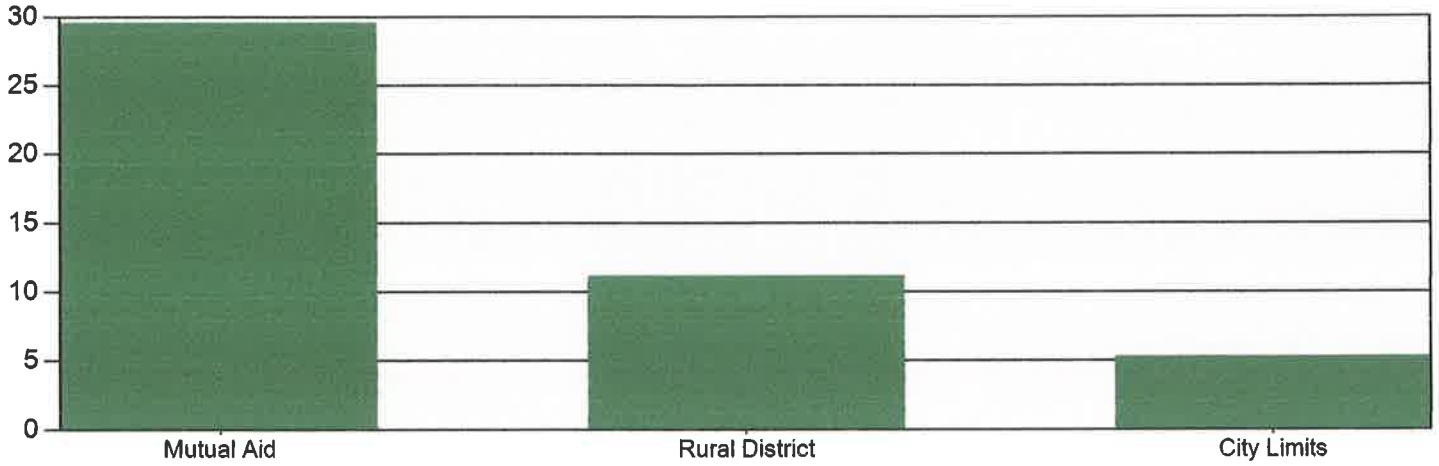
Gering, NE

This report was generated on 2/2/2023 7:33:40 AM



Average Response Time per Zone for Date Range

Start Date: 01/01/2022 | End Date: 12/31/2022



Zone	AVERAGE RESPONSE TIME in minutes (Dispatch to Arrived)
Mutual Aid - Mutual Aid	29:56
Rural - Rural District	11:14
City Limits - City Limits	5:30

Only REVIEWED incidents included



emergencyreporting.com

Doc Id: 62

Page # 1 of 1

Gering Fire Department

Gering, NE

This report was generated on 2/2/2023 7:35:30 AM



Average (Dispatch-Turnout-Response) Times per Zone per Major Incident Type

Start Incident Type: 100 | End Incident Type: 911 | Zone: City Limits - City Limits | Start Date: 01/01/2022 | End Date: 12/31/2022

Major Incident Type	Response Mode	Avg Travel	Avg Dispatch	Avg TurnOut	Avg Response
Zone: City Limits - City Limits					
Fires					
Lights and Sirens		2:05	2:22	2:10	6:37
No Lights or Sirens		2:56	1:37	0:33	5:06
Rescue & Emergency Medical Service					
Lights and Sirens		2:14	2:23	3:05	7:42
No Lights or Sirens		2:45	5:20	2:45	10:50
Hazardous Condition (No Fire)					
Lights and Sirens		2:29	2:53	2:57	8:19
No Lights or Sirens		2:24	2:47	1:49	7:00
Service Call					
Lights and Sirens		2:49	2:27	3:30	8:45
No Lights or Sirens		2:21	5:19	2:16	9:56
Good Intent Call					
Lights and Sirens		1:33	3:18	3:12	8:03
No Lights or Sirens		2:11	1:37	1:18	5:06
False Alarm & False Call					
Lights and Sirens		2:49	1:21	2:28	6:38
No Lights or Sirens		2:13	2:20	2:50	7:23
Zone: No Zone Assigned					
Fires					
Lights and Sirens		8:47	6:13	3:19	18:18
No Lights or Sirens		138:21	1:22	0:51	140:33
Rescue & Emergency Medical Service					
Lights and Sirens		5:43	2:55	2:57	11:35
No Lights or Sirens		6:59	2:54	2:34	12:27
Hazardous Condition (No Fire)					
Lights and Sirens		9:29	3:45	4:41	17:54
Service Call					
Lights and Sirens		7:55	1:04	2:01	11:00
No Lights or Sirens		5:04	4:10	2:06	11:21

CFAI Compliant - Report calculates the average time difference between (ALARM to DISPATCH = Avg Dispatch) and (DISPATCH to ENROUTE = Avg Turnout) and (ALARM to ARRIVAL = Avg Response). Only REVIEWED incidents are included. When no data is provided for ENROUTE times this report makes the assumption it is the same as the Dispatch Time



Major Incident Type	Response Mode	Avg Travel	Avg Dispatch	Avg TurnOut	Avg Response
Good Intent Call					
	Lights and Sirens	7:37	2:09	2:16	12:02
	No Lights or Sirens	13:32	1:26	1:30	16:28
False Alarm & False Call					
	Lights and Sirens	7:47	1:31	4:28	13:46
	No Lights or Sirens	7:04	15:51	3:44	26:39
Special Incident Type					
	No Lights or Sirens	8:55	8:31	2:13	19:39

CFAI Compliant - Report calculates the average time difference between (ALARM to DISPATCH = Avg Dispatch) and (DISPATCH to ENROUTE = Avg Turnout) and (ALARM to ARRIVAL = Avg Response). Only REVIEWED incidents are included. When no data is provided for ENROUTE times this report makes the assumption it is the same as the Dispatch Time



Gering Fire Department

Gering, NE

This report was generated on 2/2/2023 7:35:02 AM



Property Values versus Loss and Save per Incident for Date Range

Start Date: 01/01/2022 | End Date: 12/31/2022

INCIDENT #	PRE-INCIDENT VALUE	LOSSES	SAVED
2022-000028	\$100.00	\$0.00	\$100.00
2022-000040	\$20,000.00	\$20,000.00	\$0.00
2022-0000214	\$164,566.00	\$15,000.00	\$149,566.00
2022-0000344	\$5,500.00	\$5,500.00	\$0.00
2022-0000365	\$45,000.00	\$12,000.00	\$33,000.00
2022-0000474	\$7,500.00	\$1,500.00	\$6,000.00
2022-0000587	\$2,997,289.00	\$401,145.00	\$2,596,144.00
2022-0000689	\$75,377.00	\$30,000.00	\$45,377.00
2022-0000792	\$15,000.00	\$3,000.00	\$12,000.00
Totals:	\$3,330,332.00	\$488,145.00	\$2,842,187.00

Both the PRE-INCIDENT VALUE and LOSSES columns are the summation of the respective Property and Contents fields as recorded on the Basic Info 5 screen of an incident. Only REVIEWED incidents included. EMS incidents excluded.



EMT Certification

The EMT certification process takes about 9 months. Members must participate in a 120 hour course and meet minimum benchmarks.

Members also participate in a clinical experience and must document 5 patient contacts as a "student". They must become proficient in assessing medical and trauma patients.

Once the course is completed, members must pass the computer adaptive national exam. National average pass rates on first attempt is 69%.

After passing the national exam, members must apply with Nebraska to become licensed.

TRAINING STATISTICS

Gering Fire Department logged 3,814 man-hours of training in 2022. Training occurs at a minimum of once a week and more often 5 times per month. Majority of our training is dedicated to firefighting and EMS in order to achieve proper ISO ratings.

We had several extended courses this year. 4 members enrolled in the EMT course and received National Certification and license. This course was a blended learning and took 9 months. We sent several members to State Fire School. 2 members attended a 32 hour Firefighter 2 course. We sent many firefighters to conferences out of town for several days at a time.

The fire department has utilized the training facility heavily this year. We focused on initial response and search drills. We also began upgrading the facility to accommodate new training props. Through a partnership with Black Hills Energy, we will have a vehicle fire prop and natural gas prop in 2022.

2 members are part time instructors with the Nebraska State Fire Marshal Training Division. Both have taught various courses across the state and bring experience back to our members.



Gering Fire Department

Gering, NE

This report was generated on 2/2/2023 7:44:01 AM



Count of Classes and People by Class Category with Class Hours and Man Hours for Date Range
Passed/Failed: Both Passed and Failed | Start Date: 01/01/2022 | End Date: 12/31/2022

	CLASS COUNT	TOTAL CLASS HOURS	COUNT OF PEOPLE	TOTAL MAN HOURS
Apparatus	3	7:00	64	144:00
Building	1	2:00	18	36:00
Drills	1	3:00	10	30:00
Driver/Operator Training	5	19:00	98	426:30
EMS Training	33	157:15	225	855:15
Fire Officer Training	1	4:00	2	8:00
Firefighter 1 Class	1	12:00	2	24:00
Firefighter Training	26	138:30	382	1217:30
Hazmat Training	1	2:30	10	25:00
NIMS Training	8	99:00	16	198:00
NWCG Training	17	119:00	137	571:00
Special Operations	8	48:00	75	230:30
GRAND TOTALS:	105	611:15	1039	3765:45

This report lists the actual count of Reviewed classes and the class hours, and the number of people who attended those classes and the total Man Hours for each Class Category. This report pulls training hours from the Training Code Hours field on the Info Page.



NAME	OFFICE	MEETINGS	MISC	TRAINING	DRILLS	CALLS	TOTAL
BROWN, DAVID	0	6	1	5	12	0	24
CLOSSON, JEREMIAH	0	4	3	0	3	0	10
COCHRANE, DICK	10	10	10	3	19	25	77
COWAN, TROY	10	10	10	15	20	25	90
CRIPPS, JEREMY	0	7	3	0	13	0	23
FLOWERS, NATHAN	10	10	10	25	20	25	100
GANNON, CHARLES	10	4	5	3	3	0	25
GRUMBLES, DANNY	0	10	10	22	20	25	87
HAMILTON, KALE	0	9	2	3	14	0	28
HAUCK, KEN	10	10	10	17	11	25	83
HENTON, JASON	0	9	9	22	15	25	80
JOHNSON, DALTON	0	10	10	25	20	25	90
KELLEY, SKIP	10	10	10	25	20	25	100
LAWSON, JAMY	0	10	10	0	5	25	50
LAWSON, JIM	10	10	10	11	12	0	53
LEHR, ANDREW	10	10	10	20	20	25	95
LEHR, KEVIN	10	10	10	10	20	25	85
MASCHMEIER, ASHLEY	0	10	10	3	10	25	58
MAXCY, TIM	10	10	10	7	20	25	82
MILTON, TIM	10	10	10	25	20	25	100
MODENA, THOMAS	0	9	3	13	10	25	60
PERALES, CHRIS	10	10	10	25	20	25	100
PETERSON, JUSTUS	0	6	7	7	6	25	51
PITTMAN, JAKE	10	10	10	17	20	25	92
SAUER, ADAM	0	10	10	19	20	25	84
SCOTT, JEFF	0	7	5	3	12	25	52
SEVERSON, GRANT	10	10	10	25	20	25	100
SHULTZ, ASHLEY	0	9	4	15	9	0	37
SHULTZ, COLE	0	10	10	16	19	25	80
STERKEL, RYAN	10	10	7	10	8	25	70
SWEENEY, MAUREEN	0	5	2	3	3	0	13
TODD, ASHLAND	0	10	10	0	11	25	56
VANCE, DARRELL	10	10	10	25	20	25	100
VANCE, JEFF	10	10	10	17	20	25	92
VANCE, TAYLOR	0	10	10	7	19	25	71
WALTER, BRETT	10	10	10	8	18	0	56
WHITE, JULIE	10	10	10	3	17	25	75
WIEBERS, MIRANDA	0	10	10	25	20	25	90
WILROY, MASUMI	0	10	8	6	20	0	44
ZEILER, LOGAN	0	10	10	16	20	25	81
12/31/2023							
Report #		775	775	1756	1756	274	

Gering Fire Department

Gering, NE

This report was generated on 2/2/2023 7:46:56 AM



Total Training Hours per Personnel by Date Range

Personnel: All Personnel | Station(s): All Stations | Start Date: 01/01/2022 | End Date: 12/31/2022

Personnel Name	Total hours
BORGMAN, COLIN F	34:30
BROWN, DAVID	46:00
CLOSSON, JEREMIAH	7:00
COCHRANE, DICK K	49:30
COWAN, TROY	78:00
CRIPPS, JEREMY	32:00
Department, Fire	527:15
FLOWERS, NATHAN	214:00
GANNON, CHARLES	14:00
GRUMBLES, DANIAL	148:00
HAMILTON, KALE	37:00
HAUCK, KEN F	82:00
HENTON, JASON	90:00
JOHNSON, DALTON	170:00
KELLEY, SKIP	163:45
LAWSON, JAMY A	10:00
LAWSON, JIM K	58:30
LEHR, ANDREW J	95:45
LEHR, KEVIN	68:00
MASCHMEIER, ASHLEY	29:30
MAXCY, TIM N	59:00
MILTON, TIMOTHY	124:00
MODENA, THOMAS W	67:00
PERALES, CHRIS	222:45
PETERSON, JUSTUS L	29:00
PITTMAN, JACOB RYAN	94:30
SAUER, ADAM	97:00
SCOTT, JEFFERY C	32:30
SEVERSON, GRANT D	145:30
SHULTZ, ASHLEY	87:00
SHULTZ, COLE	88:30

Completed and Reviewed classes only. This report pulls training hours from the Training Code Hours field on the Info Page.



Gering Fire Department

Gering, NE

This report was generated on 2/2/2023 7:46:56 AM



STERKEL, RYAN	47:30
SWEENEY, MAUREEN	14:00
TODD, ASHLAND	26:00
VANCE, DARRELL	111:00
VANCE, JEFFERY R	95:00
VANCE, TAYLOR	57:00
WALTER, BRETT	65:00
WHITE, JULIE	45:30
WIEBERS, MIRANDA	160:15
WILROY, MASUMI	54:30
ZEILER, LOGAN	88:30

Count of Personnel : 42

Total Agency Training Hours : 3765:45

Completed and Reviewed classes only. This report pulls training hours from the Training Code Hours field on the Info Page.



emergencyreporting.com
Doc Id: 1716
Page # 2 of 2

LEROY ELLIOTT FIRE-FIGHTER OF THE YEAR

Leroy Elliott was a firefighter for Gering Fire Department for almost 50 years. Every year he was one of the top responders even in his 70's. Leroy represented what it meant to be a top firefighter.

In 2022, Miranda Wiebers was awarded this award. She accumulated 468 hours of training and activities and responded to 472 calls. Miranda joined our department in 2020 and obtained her Firefighter 1, Firefighter II and Hazardous Materials Operations level Certification. Miranda comes from a fire family in Merino Colorado where her father is the Chief.

PERSONNEL STATISTICS

People are our number one asset in any organization. Gering Fire Department supports our firefighters and invests in their career at the department. In 2022 we logged over 6,559 man hours of regional, state and local trainings and meetings. Because our staff is invaluable, we could never put a cost savings number on our response.

Our roster includes 40 firefighters and 2 Cadets. Our Department implemented a Cadet Program that introduces high school seniors to the fire service. We also partnered with Gering PD and Gering High School to implement an Public Safety Academy for high school students, which is in our second year. 6 students spend at least 1.5 hours per day at the fire station, assisting and learning about emergency response. So far, 2 students in this program have become members.

This past year we recognized Ryan Sterkel with 10 years of service. We also recognized Ashley Shultz and Kale Hamilton for 5 years of service to the fire department.

31 out of 40 members qualified for the City of Gering Incentive Program. This program continues to be instrumental in retaining members.



Gering Fire Department

Gering, NE

This report was generated on 2/2/2023 7:46:10 AM



Total Incidents per Personnel for Date Range

Personnel: All Personnel | Sort By: Personnel | Start Date: 01/01/2022 | End Date: 12/31/2022

PERSONNEL	COUNT	PERCENTAGE
<u>BORGMAN, COLIN F</u>	33	3.43 %
<u>BROWN, DAVID</u>	86	8.93 %
<u>CLOSSON, JEREMIAH</u>	36	3.74 %
<u>COCHRANE, DICK K</u>	98	10.18 %
<u>COWAN, TROY</u>	194	20.15 %
<u>CRIPPS, JEREMY</u>	83	8.62 %
<u>FLOWERS, NATHAN</u>	709	73.62 %
<u>GANNON, CHARLES</u>	20	2.08 %
<u>GRUMBLES, DANIAL</u>	302	31.36 %
<u>HAMILTON, KALE</u>	66	6.85 %
<u>HAUCK, KEN F</u>	209	21.70 %
<u>HENTON, JASON</u>	115	11.94 %
<u>JOHNSON, DALTON</u>	106	11.01 %
<u>KELLEY, SKIP</u>	224	23.26 %
<u>LAWSON, JAMY A</u>	136	14.12 %
<u>LAWSON, JIM K</u>	45	4.67 %
<u>LEHR, ANDREW J</u>	617	64.07 %
<u>LEHR, KEVIN</u>	99	10.28 %
<u>MASCHMEIER, ASHLEY</u>	294	30.53 %
<u>MAXCY, TIM N</u>	269	27.93 %
<u>MILTON, TIMOTHY</u>	358	37.18 %
<u>MODENA, THOMAS W</u>	104	10.80 %
<u>PERALES, CHRIS</u>	573	59.50 %
<u>PETERSON, JUSTUS L</u>	114	11.84 %
<u>PITTMAN, JACOB RYAN</u>	218	22.64 %
<u>SAUER, ADAM</u>	252	26.17 %
<u>SCOTT, JEFFERY C</u>	102	10.59 %
<u>SEVERSON, GRANT D</u>	249	25.86 %
<u>SHULTZ, ASHLEY</u>	77	8.00 %
<u>SHULTZ, COLE</u>	221	22.95 %
<u>STERKEL, RYAN</u>	102	10.59 %
<u>SWEENEY, MAUREEN</u>	17	1.77 %
<u>TODD, ASHLAND</u>	114	11.84 %
<u>VANCE, DARRELL</u>	306	31.78 %
<u>VANCE, JEFFERY R</u>	790	82.04 %
<u>VANCE, TAYLOR</u>	210	21.81 %
<u>WALTER, BRETT</u>	88	9.14 %
<u>WHITE, JULIE</u>	133	13.81 %

PERSONNEL	COUNT	PERCENTAGE
<u>WIEBERS, MIRANDA</u>	473	49.12 %
<u>WILROY, MASUMI</u>	66	6.85 %
<u>ZEILER, LOGAN</u>	131	13.60 %
Sum of Individual Responses	8439	
Total Incidents for Date Range	963	

Includes incidents where personnel responded to on or off an apparatus. Only REVIEWED incidents included.



Gering Fire Department

Gering, NE

This report was generated on 2/2/2023 7:47:51 AM



Total Events Attended per Personnel for Date Range

Event Type(s): All Event Types | Personnel: All Personnel | Start Date: 01/01/2022 | End Date: 12/31/2022

Total Chosen Event Type(s) for Personnel	116
-------------------------------------------------	------------

Personnel	Events Attended	% of Events for Selected Event Types
Apparatus Maintenance		
CLOSSON, JEREMIAH	1	0.9%
COCHRANE, DICK	1	0.9%
COWAN, TROY	1	0.9%
Department, Fire	1	0.9%
FLOWERS, NATHAN	2	1.7%
GRUMBLES, DANIAL	1	0.9%
HAUCK, KEN	1	0.9%
KELLEY, SKIP	1	0.9%
LAWSON, JIM	1	0.9%
LEHR, ANDREW	1	0.9%
LEHR, KEVIN	1	0.9%
MAXCY, TIM	1	0.9%
SHULTZ, COLE	1	0.9%
VANCE, DARRELL	1	0.9%
Equipment Maintenance		
Department, Fire	1	0.9%
LAWSON, JAMY	1	0.9%
Meeting/Project		
BORGMAN, COLIN	3	2.6%
BROWN, DAVID	2	1.7%
CLOSSON, JEREMIAH	1	0.9%
COCHRANE, DICK	11	9.5%
COWAN, TROY	12	10.3%
CRIPPS, JEREMY	2	1.7%
Department, Fire	28	24.1%
FLOWERS, NATHAN	21	18.1%
GANNON, CHARLES	3	2.6%
GRUMBLES, DANIAL	3	2.6%
HAMILTON, KALE	3	2.6%
HAUCK, KEN	3	2.6%

Displays the number and percentage on Events attended by each selected Personnel over the selected Date Range. Only Locked Events are included.



Gering Fire Department

Gering, NE

This report was generated on 2/2/2023 7:47:51 AM



HENTON, JASON	3	2.6%
JOHNSON, DALTON	7	6.0%
KELLEY, SKIP	9	7.8%
LAWSON, JAMY	2	1.7%
LAWSON, JIM	4	3.4%
LEHR, ANDREW	11	9.5%
LEHR, KEVIN	8	6.9%
MASCHMEIER, ASHLEY	3	2.6%
MAXCY, TIM	7	6.0%
MILTON, TIMOTHY	9	7.8%
MODENA, THOMAS	5	4.3%
PERALES, CHRIS	16	13.8%
PETERSON, JUSTUS	2	1.7%
PITTMAN, JACOB	8	6.9%
SAUER, ADAM	4	3.4%
SCOTT, JEFFERY	1	0.9%
SEVERSON, GRANT	10	8.6%
SHULTZ, ASHLEY	3	2.6%
SHULTZ, COLE	5	4.3%
STERKEL, RYAN	5	4.3%
SWEENEY, MAUREEN	2	1.7%
TODD, ASHLAND	3	2.6%
VANCE, DARRELL	17	14.7%
VANCE, JEFFERY	12	10.3%
VANCE, TAYLOR	4	3.4%
WALTER, BRETT	7	6.0%
WHITE, JULIE	7	6.0%
WIEBERS, MIRANDA	5	4.3%
WILROY, MASUMI	5	4.3%
ZEILER, LOGAN	6	5.2%

Mutual Aid Meeting

BORGMAN, COLIN	2	1.7%
COWAN, TROY	1	0.9%
Department, Fire	7	6.0%
FLOWERS, NATHAN	3	2.6%
HAUCK, KEN	1	0.9%
LAWSON, JAMY	2	1.7%
LAWSON, JIM	3	2.6%
PERALES, CHRIS	1	0.9%
TODD, ASHLAND	2	1.7%

Displays the number and percentage on Events attended by each selected Personnel over the selected Date Range. Only Locked Events are included.



Gering Fire Department

Gering, NE

This report was generated on 2/2/2023 7:47:51 AM



VANCE, DARRELL	7	6.0%
VANCE, JEFFERY	2	1.7%
Prevention/Public Education		
Department, Fire	1	0.9%
FLOWERS, NATHAN	1	0.9%
GRUMBLES, DANIAL	1	0.9%
VANCE, JEFFERY	1	0.9%
Public Education		
BORGMAN, COLIN	1	0.9%
COCHRANE, DICK	2	1.7%
COWAN, TROY	3	2.6%
Department, Fire	21	18.1%
FLOWERS, NATHAN	18	15.5%
GRUMBLES, DANIAL	3	2.6%
HAUCK, KEN	1	0.9%
HENTON, JASON	5	4.3%
KELLEY, SKIP	2	1.7%
LAWSON, JAMY	6	5.2%
LAWSON, JIM	4	3.4%
LEHR, ANDREW	4	3.4%
MASCHMEIER, ASHLEY	2	1.7%
MILTON, TIMOTHY	11	9.5%
PERALES, CHRIS	8	6.9%
PETERSON, JUSTUS	5	4.3%
PITTMAN, JACOB	1	0.9%
SAUER, ADAM	8	6.9%
SHULTZ, ASHLEY	1	0.9%
SHULTZ, COLE	4	3.4%
TODD, ASHLAND	8	6.9%
VANCE, DARRELL	5	4.3%
VANCE, JEFFERY	6	5.2%
VANCE, TAYLOR	14	12.1%
WIEBERS, MIRANDA	4	3.4%
WILROY, MASUMI	1	0.9%
ZEILER, LOGAN	5	4.3%
Public Relations		
BORGMAN, COLIN	1	0.9%

Displays the number and percentage on Events attended by each selected Personnel over the selected Date Range. Only Locked Events are included.



Gering Fire Department

Gering, NE

This report was generated on 2/2/2023 7:47:51 AM



BROWN, DAVID	1	0.9%
CLOSSON, JEREMIAH	2	1.7%
COCHRANE, DICK	2	1.7%
COWAN, TROY	3	2.6%
CRIPPS, JEREMY	2	1.7%
Department, Fire	37	31.9%
FLOWERS, NATHAN	27	23.3%
GANNON, CHARLES	4	3.4%
GRUMBLES, DANIAL	9	7.8%
HAMILTON, KALE	1	0.9%
HAUCK, KEN	10	8.6%
HENTON, JASON	3	2.6%
JOHNSON, DALTON	8	6.9%
KELLEY, SKIP	9	7.8%
LAWSON, JAMY	8	6.9%
LAWSON, JIM	7	6.0%
LEHR, ANDREW	20	17.2%
LEHR, KEVIN	2	1.7%
MASCHMEIER, ASHLEY	18	15.5%
MAXCY, TIM	7	6.0%
MILTON, TIMOTHY	12	10.3%
MODENA, THOMAS	2	1.7%
PERALES, CHRIS	24	20.7%
PETERSON, JUSTUS	1	0.9%
PITTMAN, JACOB	8	6.9%
SAUER, ADAM	12	10.3%
SCOTT, JEFFERY	5	4.3%
SEVERSON, GRANT	9	7.8%
SHULTZ, ASHLEY	3	2.6%
SHULTZ, COLE	17	14.7%
STERKEL, RYAN	6	5.2%
SWEENEY, MAUREEN	1	0.9%
TODD, ASHLAND	2	1.7%
VANCE, DARRELL	15	12.9%
VANCE, JEFFERY	25	21.6%
VANCE, TAYLOR	10	8.6%
WALTER, BRETT	5	4.3%
WHITE, JULIE	4	3.4%
WIEBERS, MIRANDA	12	10.3%
WILROY, MASUMI	3	2.6%

Displays the number and percentage on Events attended by each selected Personnel over the selected Date Range. Only Locked Events are included.



Gering Fire Department

Gering, NE

This report was generated on 2/2/2023 7:47:51 AM



ZEILER, LOGAN	6	5.2%
Regular Meeting		
BORGMAN, COLIN	4	3.4%
BROWN, DAVID	4	3.4%
CLOSSON, JEREMIAH	3	2.6%
COCHRANE, DICK	7	6.0%
COWAN, TROY	11	9.5%
CRIPPS, JEREMY	6	5.2%
Department, Fire	12	10.3%
FLOWERS, NATHAN	12	10.3%
GANNON, CHARLES	2	1.7%
GRUMBLES, DANIAL	5	4.3%
HAMILTON, KALE	7	6.0%
HAUCK, KEN	6	5.2%
HENTON, JASON	7	6.0%
JOHNSON, DALTON	10	8.6%
KELLEY, SKIP	11	9.5%
LAWSON, JAMY	7	6.0%
LAWSON, JIM	11	9.5%
LEHR, ANDREW	12	10.3%
LEHR, KEVIN	12	10.3%
MASCHMEIER, ASHLEY	9	7.8%
MAXCY, TIM	12	10.3%
MILTON, TIMOTHY	11	9.5%
MODENA, THOMAS	6	5.2%
PERALES, CHRIS	12	10.3%
PETERSON, JUSTUS	5	4.3%
PITTMAN, JACOB	7	6.0%
SAUER, ADAM	11	9.5%
SCOTT, JEFFERY	6	5.2%
SEVERSON, GRANT	10	8.6%
SHULTZ, ASHLEY	6	5.2%
SHULTZ, COLE	10	8.6%
STERKEL, RYAN	6	5.2%
SWEENEY, MAUREEN	4	3.4%
TODD, ASHLAND	10	8.6%
VANCE, DARRELL	11	9.5%
VANCE, JEFFERY	12	10.3%
VANCE, TAYLOR	11	9.5%

Displays the number and percentage on Events attended by each selected Personnel over the selected Date Range. Only Locked Events are included.



Gering Fire Department

Gering, NE

This report was generated on 2/2/2023 7:47:51 AM



WALTER, BRETT	10	8.6%
WHITE, JULIE	11	9.5%
WIEBERS, MIRANDA	9	7.8%
WILROY, MASUMI	9	7.8%
ZEILER, LOGAN	12	10.3%

Displays the number and percentage on Events attended by each selected Personnel over the selected Date Range. Only Locked Events are included.



emergencyreporting.com
Doc Id: 1724
Page # 6 of 6

FIRE PUP PROGRAM

Gering Fire teams up with Scottsbluff Fire and the National Fire Safety Council to fund fire prevention material. We have participated in this program for over 20 years.

NFSC manages the program and solicits local businesses to assist in making fire prevention supplies like coloring books, helmets and booklets.

Local businesses donate an average of \$8,000 each year to fund much needed supplies. Both fire departments utilize these supplies throughout the year.

This program saves each city thousands a year. We couldn't do it without local support.

FIRE PREVENTION AND PUBLIC RELATIONS

Gering FD captured 1,287 man hours of fire prevention and education. Our annual Junior Fire Patrol program was another hit this year. We had 22 5th grade students spend 5 nights at the fire station. It was another success.

Last October we visited all Gering elementary schools and spoke fire prevention. We came in contact with an estimated 250 kids and taught various ways to prevent fire.

Our fire prevention material is paid for through donations from local businesses. National Fire Safety Council develops a program that solicits local businesses. We partner with Scottsbluff Fire Department and have been extremely successful with this program. In 2022 local Gering businesses raised \$4,715 to fund all material.

We assisted the Oregon Trail Days Committee with compliance checks through the Food Fair. Through prevention, we assisted 10 different vendors with creating a compliant and safe working environment. This further reduced potential for injuries and fires.

During OT Days we invented a sprinkler system for the Kiddie Parade Participants. We connected a sprinkler to a hydrant and allowed kids to run through the water. We plan to make this an annual event.



Gering Fire Department

Gering, NE

This report was generated on 2/2/2023 7:50:34 AM



Non-Personnel Attendance per Event Type for Date Range

Event Categories: All Event Categories | Event Type(s): All Event Types | Start Date: 01/01/2022 | End Date: 12/31/2022

EVENT TYPE	DATE	EVENT NAME	CATEGORY	ATTENDING NON-PERSONNEL	TOTAL
Public Education	02/24/2022	Junior Fire Patrol	Public Relations / Education	Children	20
				Adult	2
	Total Non-Personnel for Junior Fire Patrol :				22
	03/03/2022	Junior Fire Patrol	Public Relations / Education	Children	17
				Total Non-Personnel for Junior Fire Patrol:	
	03/31/2022	Junior Fire Patrol Graduation	Public Relations / Education	Children	18
				Adult	40
				Senior	5
	Total Non-Personnel for Junior Fire Patrol Graduation:				63
	09/20/2022	Boy Scout Fire Prevention	Public Relations / Education	Children	6
Adult				10	
Total Non-Personnel for Boy Scout Fire Prevention:				16	
10/10/2022	Geil Preschool Fire Prevention	Public Relations / Education	Children	19	
			Adult	5	
Total Non-Personnel for Geil Preschool Fire Prevention:				24	

Only LOCKED Events Included. If an event does not have any Non-Personnel in attendance, then it will not be included on this report.



emergencyreporting.com

Doc Id: 1774

Page # 1 of 3

Gering Fire Department

Gering, NE

This report was generated on 2/2/2023 7:50:34 AM



10/13/2022	The Learning Tree Preschool Fire Prevention	Public Relations / Education	Children Adult	27 4	Total Non-Personnel for The Learning Tree Preschool Fire Prevention: 31
10/14/2022	Care A Lot Daycare Fire Prevention	Public Relations / Education	Children Adult	12 3	Total Non-Personnel for Care A Lot Daycare Fire Prevention: 15
10/14/2022	Northfield Kindergarten Fire Prevention	Public Relations / Education	Children Adult	50 4	Total Non-Personnel for Northfield Kindergarten Fire Prevention: 54
10/18/2022	Fire Prevention City Employees	Public Relations / Education	Adult	40	Total Non-Personnel for Fire Prevention City Employees: 40
04/29/2022	STEM Day at Geil School	Public Relations / Education	Children	40	Total Non-Personnel for STEM Day at Geil School : 40
05/07/2022	Summit to	Public Relations / Education	Children Adult	100 150	Total Non-Personnel for Summit to : 250

Public Relations

Only LOCKED Events Included. If an event does not have any Non-Personnel in attendance, then it will not be included on this report.



emergencyreporting.com

Doc Id: 1774

Page # 2 of 3

Gering Fire Department

Gering, NE

This report was generated on 2/2/2023 7:50:34 AM



05/17/2022	Geil School Fun Day	Public Relations / Education	Children	120
			Adult	12
			Total Non-Personnel for Geil School Fun Day:	132
06/11/2022	Gering Merchants Summer Basket	Public Relations / Education	Children	300
			Adult	150
			Total Non-Personnel for Gering Merchants Summer Basket:	450
10/10/2022	Fire Prevention Northfield Preschool	Public Relations / Education	Children	32
			Adult	6
			Senior	1
			Total Non-Personnel for Fire Prevention Northfield Preschool:	39
10/31/2022	Trunk N Treat	Public Relations / Education	Children	1500
			Adult	500
			Total Non-Personnel for Trunk N Treat:	2000
			Grand Non-Personnel Total:	3193

Only LOCKED Events Included. If an event does not have any Non-Personnel in attendance, then it will not be included on this report.



emergencyreporting.com

Doc Id: 1774

Page # 3 of 3